














# IES Button & Icon Match Activity



Write the matching button or icon number next to the appropriate description.

1.	
2.	
3.	
4.	
5.	
6.	
7.	
8.	
9.	
10.	
11.	
12.	
13.	

	Displays a print preview of the current page in a new window.
	Indicates a required field.
	Interfaces with the Wage Verification System and pulls up current wage information
	Moves forward to the next page in IES.
	Logout of IES
	Opens the workflow queue in a new window and shows your current spot
	Stops the driver flow or search and returns you to the IES Homepage
	Displays all documents related to the case. Only appears on the intake pages related to a case when a document is in the ECR.
	Clears all fields or restores previously saved field entries.
	Opens Page-Level Help if clicked on from the page, opens Online Help Wizards if opened from the upper right hand corner
	Add another program or person on a page. At times, required before proceeding to the next page.
	Opens the page-level comment section on a page. Only appears when the page has a previously added comment.
	Saves data entered in the logical unit of work and moves forward to the next page in IES.