

FY18 Illinois Child Care Program Report





Vision for Child Care and Early Education in Illinois

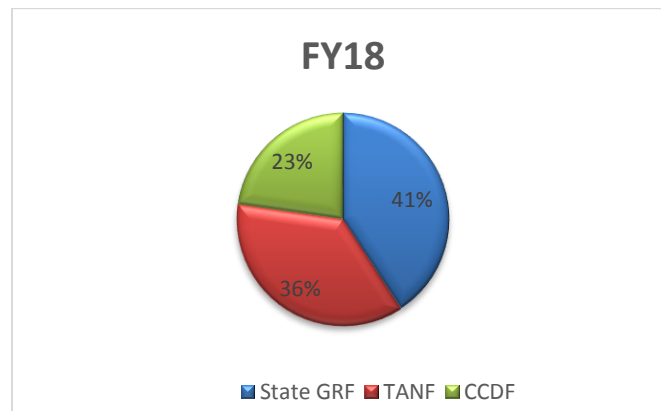
Illinois families will have multiple options for affordable quality child care and early education. All children starting at birth will be offered opportunities to grow, learn and be cared for in safe, nurturing, culturally and developmentally appropriate settings.

Introduction

As required by State Statute 20 ILCS 505/5.15, the Illinois Department of Human Services (IDHS) submits an annual report to the Governor and Illinois General Assembly about the status of its child care program. The program is administered by the IDHS Office of Early Childhood (OEC) and this report includes information on the Child Care Assistance Program (CCAP) as well as the Quality Improvement Programs within CCAP. The 2018 Illinois Child Care Report includes information for the Fiscal Year 2018 (July 1, 2017 – June 30, 2018), FY17 and FY16. The data in this report are from: a) the Child Care Management System (CCMS), b) the Illinois Network of Child Care Resource and Referral Agencies' (INCCRRA) aggregate database of the local Child Care Resource and Referral (CCR&R) parent customers, child care providers, and professional development activities; and c) the Gateways to Opportunity Registry. IDHS thanks the thousands of center-based staff, family child care providers and CCR&R staff for their support in the care and education of Illinois children. The Illinois Department of Children & Family Services is the agency responsible for licensing child care providers.

The following chart shows the Child Care Expenditures for FY18, FY17 and FY16

	FY18		FY17		FY16	
State GRF	\$357,303,737	41%	\$322,502,071	36%	\$328,140,123	35%
TANF	\$319,452,925	36%	\$384,724,885	43%	\$407,446,319	44%
CCDF	\$199,196,621	23%	\$196,778,095	22%	\$197,883,971	21%
TOTAL	\$875,953,283	100%	\$904,005,051	100%	\$933,470,413	100%



Quality Expenditures

FY18	\$15,306,660
FY17	\$11,788,268
FY16	\$9,087,169

Federal Priorities

The IDHS Office of Early Childhood sets policy and develops programs consistent with the federal Administration for Children and Families (ACF) Office of Child Care's philosophy and vision. ACF's overall goal is "healthy, happy and successful children." Its philosophy includes a focus on the continuum of high quality care for children from birth to age 13; and partnerships across child care, education, Head Start and health for a broader delivery system that expands family choices.

In November 2014, Congress reauthorized the Child Care and Development Block Grant (CCDBG). This was an historic re-envisioning of child care. The four major topic areas of the law are:

- Protect the health and safety of children in child care.
- Help parents make informed consumer choices and access information to support child development.
- Provide equal access to stable, high quality child care for low-income children.
- Enhance the quality of child care and the early childhood workforce.

During FY18, the IDHS Child Care Assistance Program continued to address the provisions of the CCDBG Act of 2014, while administering the CCAP programs under the previous federal priorities.

Child Care Assistance Program (CCAP)

IDHS works with local Illinois communities to provide low-income families with access to affordable, quality child care. The Child Care Assistance Program (CCAP) serves children from birth to 12 years of age and 13 and older but below 19 if is physically and/or mentally incapable of self-care or under court supervision.

The Child Care Assistance Program (CCAP) has two primary goals:

- To support qualifying low-income families by providing child care subsidies. This allows parents to maintain employment or educational activities, thereby decreasing dependence on public assistance; and
- To allow families access to multiple options for affordable, quality child care, early education, and after school programs that offer children the opportunity to grow, learn and be cared for in safe, nurturing settings that are culturally and developmentally appropriate.

Child Care Resource and Referral (CCR&R) Services

- Engage families with consumer education on child care options and quality as well as information about child care financial assistance (CCAP subsidy).
- Engage child care providers to identify the availability of child care.
- Provide families seeking a child care provider a list of referrals that meet the families' needs.
- Provide training and technical assistance for child care providers.
- Promote and assist child care providers to meet higher quality.
- Referral to CCAP, other IDHS programs, and community services.

Site Administered Child Care

- The portion of the IDHS Child Care Assistance Program managed by licensed child care providers and/or home networks who have a contract with the Department.
- These providers determine eligibility and bill IDHS directly for child care services that they provide to a contracted number of children enrolled in the Child Care Assistance Program.

CCAP Enrollment

	FY18	FY17	FY16
Children Served	206,842	211,393	225,500
Families Served	115,521	118,649	127,419
Monthly Average of children	127,556	131,310	127,708
Monthly Average of families	72,345	74,526	73,755

Profile of Children Participating in CCAP

- 74% are in licensed care in FY 18, compared to 69.6% in FY17 and 68.1% in FY16
- 16% are in the care of relatives
- 10% are in the care of license-exempt centers, non-relative in child's home and provider's home

Number of Children by Age Participating in CCAP in March

Child's Age	FY18		FY17		FY16	
	Enrolled in CCAP	%	Enrolled in CCAP	%	Enrolled in CCAP	%
0-14 Months	8,745	7%	9,942	7%	9,453	7%
15-23 Months	9,756	8%	10,777	8%	11,172	8%
2 Years	13,592	11%	15,085	11%	15,436	11%
3-4 Years	26,275	22%	29,475	22%	31,369	22%
5 Years	12,717	11%	12,717	9%	13,780	10%
6-12 Years	47,849	40%	55,739	41%	60,238	42%
13 Years +	547	0.46%	701	0.52%	729	0.51%
Total	119,481	100%	134,436	100%	142,177	100%

Profile of families participating in the CCAP in March 2018

- 97.1% of families received subsidies because of employment.
- 3.5% of families had TANF as a source of income.

Profile of families participating in the CCAP in March 2017

- 94.8% of families received subsidies because of employment.
- 4.3% of families had TANF as a source of income.

Profile of families participating in the CCAP in March 2016

- 92.8% of families received subsidies because of employment.
- 5.5% of families listed TANF as a source of income.



Annual Income Guidelines by Family Size

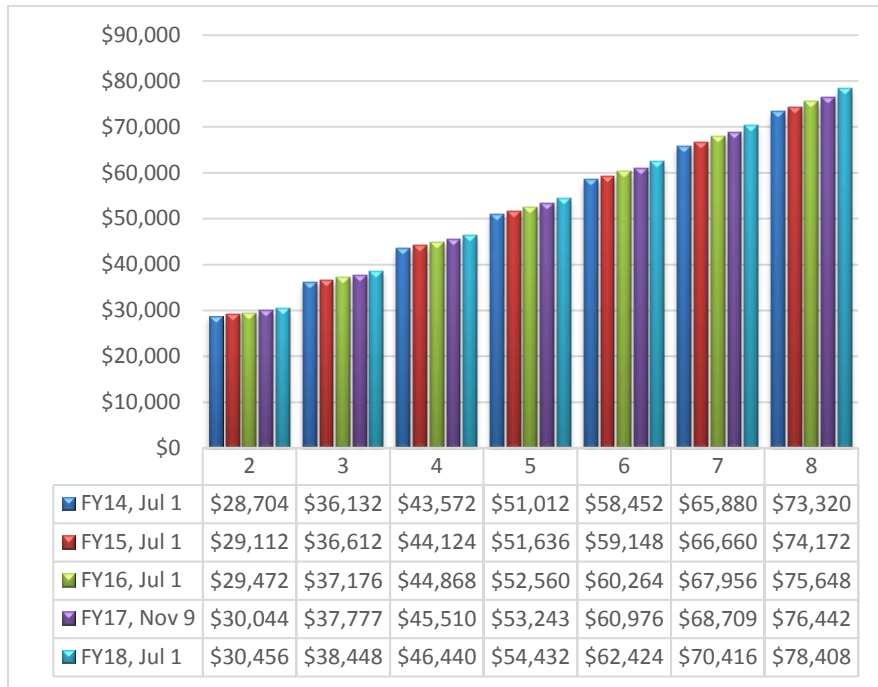
A family is considered income eligible when the combined gross monthly base income (earned and unearned) of all family members is at or below the amounts listed below for the corresponding family size. In two-parent families both incomes must be combined to determine eligibility. Two-parent families include those with 2 or more adults living in the home, such as the applicant and his or her spouse or parents of a common child in the home.

Income for a new application must be at 185% or below of the Federal Poverty Level (FPL) for the family to be income eligible for CCAP.

Family income must be at or below 200% FPL for a family to receive another 12-month eligibility period at redetermination.

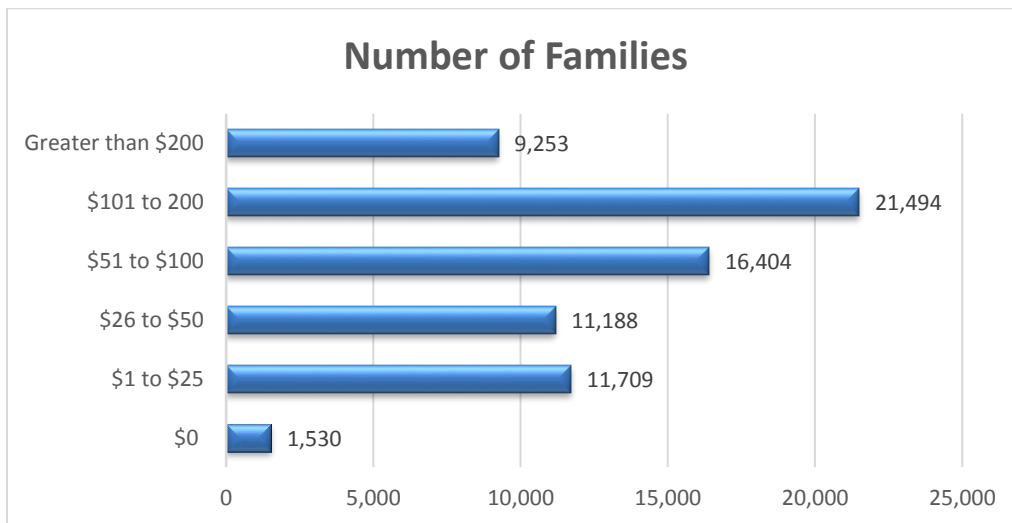
Existing case being redetermined will be eligible for a 3-month Graduated Phase-out period with family income above 200% FPL and below 85% State Median Income (SMI).

The family is no longer eligible for CCAP any time income exceeds 85% SMI.



Number of CCAP families by Monthly Co-Payment Amount (FY18)

Parents who have been approved for child care benefits are required to help pay for the cost of their child care. If the co-payment is more than the total charges, the parent pays the lesser amount to the provider and no payment is made by the state. The amount of the parent co-payment is based on gross monthly income and family size. Parent co-payments will be reduced by half during the months of September through May when all of the children in care are school age (age 5 or older as of the month of September of each school year) and are approved for less than five hours of care.





Types of Child Care settings

Child Care Centers & Programs - Provide care for groups of children outside of a residential setting. Children are usually grouped by age. Types of centers include: child care, Early Head Start/Head Start, State pre-kindergarten, preschools, school age programs, and summer programs.

- Licensed Child Care Centers - must meet Illinois Department of Children and Family Services (IDCFS) standards for health and safety including child to staff ratios and required space per child.
- Licensed-Exempt Child Care Centers - are also recognized by Illinois, such as those serving children three years of age and older and operated by public or private elementary or secondary schools, faith-based organizations, institutions of higher education or other accredited schools registered with the Illinois State Board of Education. Since these settings are not licensed by IDCFS, they are not held to standards for staff to child ratios or maximum group size set by IDCFS.

Family Child Care - Child care is offered in a homelike setting.

- Licensed Family Child Care - may care up to eight children (including their own), or up to 12 children with an assistant.
- License-Exempt Family Child Care - (such as Family, Friend and Neighbor) may care for three or fewer children (including their own), or children from one family. This care can be offered in the caregiver's home or in the child's home.

Profile of Child Care Providers Participating in CCAP in FY18

- 72% of the license-exempt family child care providers cared for relative children.
- 77% of all CCAP providers were license exempt.

CCR&R Services for Child Care Providers Participating in CCAP

- Administration of parent applications.
- Determination of provider eligibility for CCAP.
- Processing of Monthly Child Care Certificates.
- Technical assistance to providers regarding CCAP.
- Assist with ensuring that license-exempt providers are notified and complete background check and training requirements.
- Provide CCAP required health, safety and child development training.

Number of Providers Receiving CCAP Payments

	FY18	FY17	FY16
Licensed Providers			
Child Care Centers	2,485	2,626	2,690
Family Child Care Homes	4,755	5,037	5,520
Group Child Care Homes	423	513	453
Total	7,663	8,176	8,663
License Exempt Providers			
LE Centers	690	642	672
Family Child Care Homes:			
Non-relative in provider's home	4,457	5,201	5,700
Relative in provider's home	10,521	12,217	14,573
Non-relative in child's home	2,727	3,318	4,094
Relative in child's home	6,655	7,976	9,575
Total	25,050	29,354	34,614
Total all providers	32,713	37,530	43,277

Child Care Supply

The CCR&Rs support child care providers by referring families to their child care programs. The referral services are available at no cost to licensed centers, family child care homes, group child care homes listed in the provider database as well as to license-exempt centers and homes that choose to be included in the provider database. The provider database information is shown in the next table.

Statewide Child Care Database

	FY18		FY17		FY16	
	# of providers	Child Capacity	# of providers	Child Capacity	# of providers	Child Capacity
Licensed Family Homes	7,445	72,673	7,928	76,602	8,302	79,803
LE Family Homes	868	2,573	368	1,062	394	1,135
Total	8,313	75,246	8,296	77,664	8,696	80,938
Licensed Centers	3,146	253,026	3,175	252,140	3,219	251,761
LE Centers	2,383	167,519	2,415	168,518	2,419	166,876
Total	5,529	420,545	5,590	420,658	5,638	418,637

Child Care Demand

There are two dimensions of the “demand” for child care in any community.

1. The number of children needing child care compared to the child care capacity available to meet the needs, and
2. The unique requirements of families for their specific child’s needs, such as the child’s age, type of care desired, parent’s work/school schedule, location, special needs of the child and cost.

Snapshot of Families Receiving Child Care Referrals in FY18

- 11,435 families received child care referrals by phone*
- 92% of families required care due to employment

*With the ExceleRate site for the provider search (online referrals), parents no longer have to register for an account in order to search, therefore families served online is no longer tracked.

Snapshot of Families Receiving Child Care Referrals in FY17

- 15,737 families received child care referrals by phone or online
- 91% of families required care due to employment

Snapshot of Families Receiving Child Care Referrals in FY16

- 20,908 families received child care referrals by phone or online
- 92% of families required care due to employment

Schedules Requested for Children and Offered by Providers in FY18

Schedule	Requested for Children	Offered by Family Child Care Homes	Offered by Child Care Centers	Offered by Providers Total
Standard Hours*	11,267	7,049	3,056	10,105
Evening	1,843	3,729	184	3,913
Weekend	1,782	1,281	48	1,329
Overnight	700	2,642	65	2,707
Rotating	627	2,951	886	3,837
Temp/Emergency	133	3,480	890	4,370
Drop In	141	3,281	915	4,196

*A standard schedule is full-time care offered during traditional day time work hours.

Number of Children for Whom Child Care was requested by Age

Age of Child	FY18		FY17		FY16	
	Requests		Requests		Requests	
Birth to 2 years	4,552	34%	5,573	34%	6,305	33%
2-year-old	1,803	13%	2,148	13%	2,494	13%
3-4-year-old	2,784	21%	3,365	21%	4,159	22%
5- year old	882	7%	1,058	7%	1,232	7%
School Age	3,380	25%	4,122	25%	4,655	25%
Total	13,401	100%	16,266	100%	18,845	100%

Child Care Request by Type of Care

Type of Care	FY18		FY17		FY16	
	Requests		Requests		Requests	
Child Care Center	15,417	59%	17,516	57%	23,930	63%
Family Homes	10,553	40%	13,094	42%	13,847	37%
In-Home Care	164	1%	204	1%	65	0%
Total	26,134	100%	30,814	100%	37,842	100%

Data Context

Much of the Child Care Demand data are from the parent customer and child care databases compiled by the local CCR&Rs. Therefore, the data presented does not include all families and children requiring child care services in Illinois. Most families do not receive child care assistance and many families find child care services through friends, families, advertisements and other means. Additionally, many license-exempt child care programs are not listed in the provider database. Because of these factors, it is important to note that this report is only one means of examining the larger child care supply and demand picture in Illinois.



Quality Improvement Programs

During FY18, the federal Child Care and Development Fund (CCDF) required at least seven percent of federal funds be allocated for the improvement of child care quality, plus an additional three percent for quality for infants and toddlers. These funds were used to support the IDHS Office of Early Childhood **Quality Improvement Initiatives**. The program's overall goal is to increase the quality of child care available to all Illinois families. In all child care settings this goal is addressed with a multi-faceted, systematic approach that works to meet the individual needs of children, families, child care providers and communities. In FY18, IDHS contracted with 16 local CCR&R agencies, the Illinois Network of Child Care Resource and Referral Agencies (INCCRRA) and four quality discretionary grantees to implement the quality services described on the following pages.

Pathways to Excellence for Child Care Programs

Building Quality Recognition and Improvement Systems

One of the significant ways states can assist child care providers with quality improvement is to develop a Quality Recognition and Improvement System. In order to assist Illinois child care programs in providing quality care for children and their families, IDHS has administered the Quality Counts Quality Rating System (QC-QRS) since 2007 which successfully transitioned licensed providers to the ExceleRate Illinois™ (ExceleRate), the quality recognition and improvement system (QRIS).

Illinois is one of only a handful of states that has implemented a quality improvement program for License-Exempt Family Child Care providers (LEFCC). LEFCC providers have the opportunity to participate by completing Training Tiers consisting of 16, 3-hour modules. The Training Tiers are described below:

	FY18		FY17		FY16	
	LE Family Homes	Children enrolled	LE Family Homes	Children enrolled	LE Family Homes	Children enrolled
Tier 1	555	1,091	320	597	321	596
Tier 2	176	361	133	271	129	261
Tier 3	721	1,621	269	581	239	527
non-CAAP		721		563		540
Total	1,452	3,794	722	2,012	689	1,924

**Enrollment /CCAP numbers reported at time of initial application and updated annually*

**The increase in License Exempt Family Homes completing the ECE Level 1 credential in FY18 was caused by the child development, health and safety training requirements.*

- Training Tier 1 modules are: Overview of Child Development; Health Issues in Group Care; Nutrition Issues in Group Care; and Safety Issues in Group Care.
- Training Tier 2 modules are: Observation and Guidance; Learning Happens in Relationships; Family & Community Relationships; and Personal & Professional Development.
- Training Tier 3 modules are: Child Growth and Development for Birth to 8 Months; Child Growth and Development for 8 - 18 Months; Child Growth and Development for 18 - 36 Months; Preschool Child - Social/Emotional Development; Preschool Child - Physical Development; Preschool Child - Language Development; Preschool Child - Cognitive Development; and School Age Development.
- The Early Childhood Education (ECE) Credential Level 1 is achieved upon completion of all three tiers.

ExceleRate Illinois™ Circles of Quality for Licensed Child Care Providers in FY18

Illinois has fully implemented the comprehensive, cross-sector quality recognition and improvement system, ExceleRate Illinois™, which has been designed to make continuous quality improvement an everyday priority among early learning providers, including licensed child care centers and licensed family child care homes; Head Start and State Preschool for All (PFA) programs. The system establishes standards to help infants, toddlers and preschool age children intellectually, physically, socially and emotionally. It recognizes early learning providers for their ongoing efforts to improve the quality of their care by awarding the following Circle of Quality designations:

- Licensed Circle of Quality: is the foundation circle of quality and recognizes compliance with the licensing standards of the State of Illinois Department of Children and Family Services.
- Bronze Circle of Quality a licensed family child care provider and any assistant caregivers have completed ExceleRate trainings and have met staff qualifications.
- Silver Circle of Quality: a licensed family child care provider meets, or goes beyond, quality standards in three areas: learning environment and teaching quality, administrative standards; and training and education
- Gold Circle of Quality: a licensed family child care provider meets, or goes beyond, the highest quality standards in the three areas listed for the Silver Circle.



The following tables shows data for licensed centers and licensed homes, number of CCAP children enrolled and the Circles of Quality.

	FY18				FY17				FY16			
	Centers	Children Enrolled	Homes	Children Enrolled	Centers	Children Enrolled	Homes	Children Enrolled	Centers	Children Enrolled	Homes	Children enrolled
Bronze	128	3,141	169	940	129	3,534	160	921	90	3,104	91	484
Silver	376	10,645	183	1,647	375	11,622	199	1,893	329	14,117	263	1,962
Gold	466	19,466	22	174	475	19,518	34	258	432	19,639	20	91
Total	970	33,252	374	2,761	979	34,674	393	3,072	851	36,860	374	2,537
non-CCAP		47,250		1,316		48,706		4,443		39,678		1,573
Total	970	80,502	374	4,077	979	83,380	393	7,515	851	76,538	374	4,110

Pathways to Excellence for Child Care Providers

Building Strong Professional Development and Supportive Workforce Initiatives

Responsive, well-qualified practitioners are one of the most important factors in child care settings. IDHS provides professional development opportunities to child care providers. These services are available to child care providers listed on the statewide database, including licensed and license-exempt practitioners. The following pages give some data on these programs for FY18.

The Illinois Trainers Network (ITN) provides training to individual trainers and facilitators as well as child care providers, on topics such as ECE Credential Level 1, developmentally appropriate practices, Program Infant Toddler Care series (PITC), School Age and Youth Development Level 1, Early Childhood Developmental Screening, and others. Child care providers can access these trainings through their local CCR&Rs.

Training Activity

ExceleRate Illinois™ Training

	FY18	FY17	FY16
Number of approved topics offered	17	17	17
Total # of times approved topics were offered	197	429	532
Total # of training session held*	183	502	628
Number of participants	2,660	7,261	9,811
Number of training hours achieved	10,798	28,535	37,532

*Some of the ExceleRate Illinois-approved topics are multi-session trainings

Illinois Trainers Network (ITN) Training

	FY18	FY17	FY16
Number of ITN curricula offered	5	5	4
Total # of times ITN curricula were offered	1,648	931	501
Total # of training sessions held*	1,482	738	563
Number of participants	23,222	11,794	6,245
Number of training hours achieved	75,508	37,972	21,221

*Some of the ITN curricula are multi-session trainings

CCR&R Training Offered

	FY18	FY17	FY16
Number of training sessions held	1,275	1,122	1,253
Number of training participants	16,083	15,735	18,504
Number of training hours achieved	48,967	42,006	49,099

Online Training

	FY18	FY17	FY16
Number of online training topics offered	74	83	47
Number of online training participants	337,370	213,261	77,228
Number of online training hours achieved*	674,150	436,432	164,526

- An increase in training hours is caused by the required child development, health and safety training requirement



Gateways to Opportunity Professional Development System

The Gateways to Opportunity Professional Development System provides supports for professionals working with children, youth and families. These supports include Credentials; the Gateways Scholarship Program; the Great START Wage Supplement program; Professional Development Advisors; and the Gateways to Opportunity Registry.

Great START (Strategy to Attract and Retain Teachers)

Great START is a wage supplement program available to the lowest wage earners employed by licensed child care centers and family child care homes; it recognizes those who have achieved an educational level higher than the one required by DCFS Licensing Standards, and recipients must remain employed by the same program. Participants renew their eligibility every six months.

	FY18	FY17	FY16
New Recipients	599	662	667
Renewing Recipients	2,722	3,015	2,932
Total	3,321	3,677	3,609

Gateways to Opportunity Scholarship Program

The Gateways Scholarship Program is available to individuals employed by licensed child care centers and family child care homes. The scholarship enables practitioners to earn degrees, certificates or credentials in early care and education and school age child care.

	FY18	FY17	FY16
Family Child Care Practitioners	88	113	118
Child Care Center Staff	470	642	575
Credits Taken	4,894	5,768	5,926
Degrees Completed	38	5	27

Gateways to Opportunity Registry

The Gateways to Opportunity Registry (Registry), administered by INCCRRA, is a resource and a tool to drive the quality and accountability of the professional development that is available to early learning, school-age and youth practitioners. It is also used to track the CCAP provider training completion. Anyone who works with or on behalf of children, youth and families in Illinois can become a member of the Gateways Registry. As of June 30, 2018, the Registry membership was 80,549, an increase of 15,896 members over FY17. The Registry membership includes Day Care Centers, Family Day Care Homes, and Group Day Care Homes (required by IDCFS Licensing Standards) as well as practitioners working for child care programs seeking ExceleRate's Bronze, Silver, or Gold Circles of Quality (required by ExceleRate).

Type of Program and Position (Where Registry Members are Working)

Based on employment data for the 80,549 current Registry members:

- 4% work in Indirect Service, such as child care resource and referral, and higher education.
- 96% work in Direct Services
 - 69% work in Licensed Child Care Centers.
 - 15% work in Family/Group Child Care Homes.
 - 16% work in License-exempt child care settings.

Gateways to Opportunity Credentials

The Gateways Credentials validate an individual's educational attainment and professional experience. The credentials are recognized by the State of Illinois in the IDCFS Licensing Standards for Day Care Centers and in the IDHS Great START program. ExceleRate Illinois™ has credential requirements for the Bronze, Silver and Gold Circles of Quality. A variety of credentials are available for practitioners who work with, or on behalf of, children, youth and families.

The first Illinois Director Credentials (IDC) was awarded in FY2000. Since then, additional Gateways Credentials have been developed and are awarded on a continual basis. The IDC is appropriate for directors and program coordinators of early childhood and school-age child care settings. It is awarded at three (3) levels: Associate, Bachelor, and Graduate. The credential has requirements in: General Education; Education specific to Early Childhood Education/Child Development; Education specific to Management and Administration; and Work Experience and Professional Contributions to the field.

The Gateway ECE Credential is appropriate for professionals working in early childhood settings. It is awarded at six (6) levels ranging from Level 1 (an entry level credential earned by completing a 48 clock-hour training covering many topics related to leading programs for this age group, birth to 8 years of age, including but not limited to human development) to Level 6, which is the Graduate Level Credential. ECE Credential Levels 2-6 have requirements in General Education, Early Childhood Education, Work/Practicum Experience and Professional Contributions to the field.

The Gateways Infant Toddler Credential (ITC) is a specialization for the ECE Credential and is appropriate for professionals working with children younger than three years of age. It is awarded at five levels from Level 1 (12 ECE credits and 3 Infant Toddler credits) to Level 6 (Graduate Degree). Levels 2-6 have requirements in General Education, Early Childhood Education specific to Infants/Toddlers, Work/Practicum Experience specific to Infants/Toddlers, and Professional Contributions specific to Infants/Toddlers.

The Gateways School-Age/Youth Development (SAYD) Credential Level 1 (implemented in FY15) is an entry level/48 clock-hour training covering many topics related to leading programs for this age group (8 – 18 years of age), including but not limited to human development; health and safety; program development; community relations; communication with parents, and others. SAYD Credential Levels 2-5 (implemented in FY16) have requirements in General Education, Early Childhood Education, Work/Practicum Experience and Professional Contributions for the field.

The Gateways Family Child Care Credential (FCC) is for professionals working as a family child care provider with children ages birth through 12 years. It is awarded at four levels from Level 2 (6 credits in ECE/SA plus 3 credits in FCC) to Level 5 (Baccalaureate Degree). Levels 2-5 have requirements in General Education, Early Childhood Education, Family Child Care (FCC), Work/Practicum Experience and Professional Contribution specific to ECE and FCC. This credential was first awarded in FY16.

The Gateways Family Specialist Credential (FSC) is for direct service professionals who work with families using a strength-based model to promote optimal child care family outcomes. It is awarded at four levels from Level 2 (6 credits if FSC content) to level 5 (Baccalaureate Degree). Level 2-5 have requirements in General Education, Education specific to Family Specialists, Work/Practicum Experience and Professional Contribution specific to FSC. This credential was first awarded in FY16.

The Gateways Technical Assistance Credential (TA) is designed for professionals working in a variety of roles that relate to relationship-based professional development, such as technical assistance providers, coaches, mentors, and professional development advisors. It is awarded at three (3) levels: Associate, Bachelor, and Graduate. This credential has requirements in: General Education; Education specific to Early Childhood/School Age (EC/SA), and EC/SA coaching, mentoring or technical assistance, Work Experience specific to Early Childhood/School Age (EC/SA), EC/SA coaching or technical assistance, and Professional Contributions to the field. This credential was first awarded in FY16.

Credential	First Awarded In	FY16	FY17	FY18	Total Awarded*
ECE Credential - Level 1	FY06	2,720	7,062	16,874	31,393
ECE Credential – Levels 2-6	FY08	3,279	2,539	1,840	11,838
Infant Toddler Credential	FY09	1,254	1,097	774	5,000
Illinois Director Credential	FY00	582	494	493	2,762
SAYD Credential - Level 1	FY11	60	62	108	441
School-Age Credential-Levels 2-6	FY16	78	183	51	324
Youth Development Credential	FY16	37	**	**	49
Family Child Care Credential	FY16	113	141	83	345
Family Specialist Credential	FY 16	107	127	123	377
Technical Assistance Credential		12	50	11	73
Total		8,242	11,755	20,357	52,602

*Includes credentials awarded prior to FY14

**From FY17 instead of having separate School-Age Credential and Youth Development Credential, they were combined as one "School-Age and Youth Development Credential".



For more detailed information about any of the programs contained in this report, visit:

www.dhs.state.il.us

www.ilgateways.com

www.excelerateillinois.com

www.inccrra.org

This publication is created to comply with State Statute 20 ILCS 505/5.15