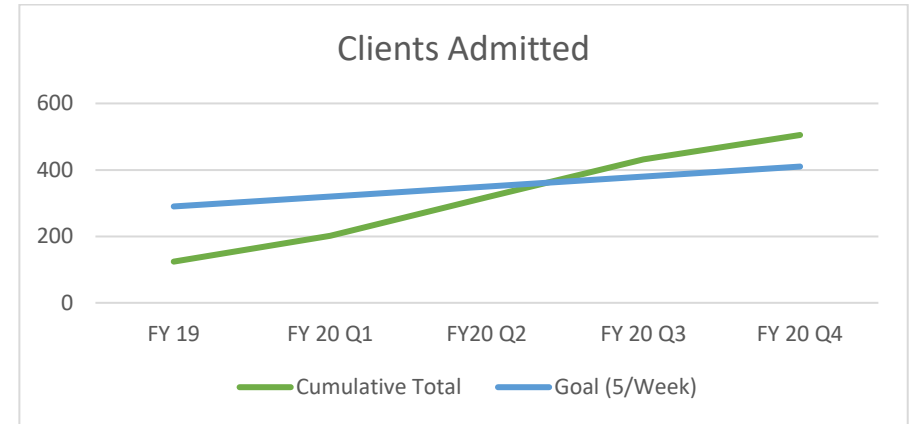
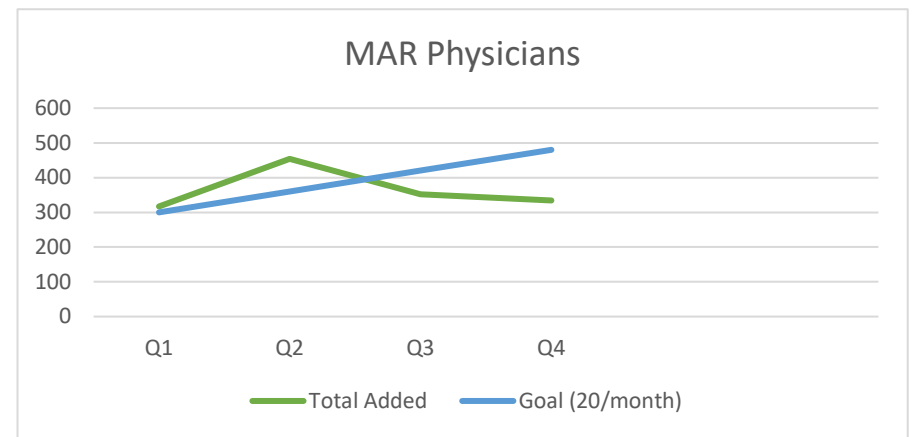


Illinois Department of Human Services/ Division of Substance Use Prevention Recovery
Access to Medication Assisted Recovery Progress Report

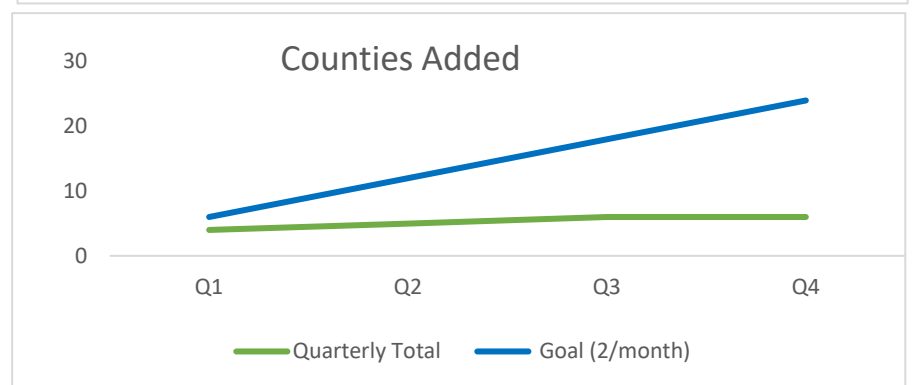
Clients Admitted to June 31, 2020					
	FY 19	FY 20 Q1	FY20 Q2	FY 20 Q3	FY 20 Q4
Centerstone of Illinois	61	41	34	18	18
Chestnut Health Systems	3	7	16	45	18*
Family Guidance Centers	59	20	30	25	3
Mathers Recovery	1	10	24	24	26
Robert Young Center			12	2	8
Total	124	78	116	114	55
Cumulative Total	124	202	318	432	505
Goal (5/Week)	290	320	350	380	410



Total Active/Public MAR Physicians to May 2020				
	Q1	Q2	Q3	Q4
Region 1	287	392	291	311
Region 2	135	160	158	126
Region 3	41	42	42	40
Region 4	39	39	40	31
Region 5	52	58	58	63
TOTAL	554	691	589	571
Total Added	317	454	352	334
Goal (20/month)	300	360	420	480



Added Counties With MAR to May 2020				
	Q1	Q2	Q3	Q4
Region 1	0	0	0	0
Region 2	0	0	0	0
Region 3	1	0	1	0
Region 4	2	0	0	0
Region 5	1	1	0	0
TOTAL	4	1	1	0
Quarterly Total	4	5	6	6
Goal (2/month)	6	12	18	24



*Chestnut has several GPRAs they have not counted. They are housed in their offices, and staff is unable to obtain them due to COVID-19 restrictions.