

Registering a Cornerstone User Account

- Go to <http://id.illinois.gov> or click on the Identity Management link on the Welcome to Cornerstone Citrix log-in page.



- Under **Identity Management Options**, select **Account Recovery Options**.

Home ▶ Support





DoIT Identity Management

Introduction

Welcome to DoIT Identity Management (DIM). DIM is a self-service account management system that allows users to create an Illinois.gov ID and/or reset their Active Directory or Mainframe RACF account password.

Note: This system is intended for personal user accounts only. Technician and Administrative accounts should not be registered.

Identity Management Options

-  **Account Recovery Options**
Used to configure or change your password reset options. You will not be able to take advantage of self service password resets until these options are set.
-  **Reset your Password or Unlock your Account**
Used if you forgot your password, or need to unlock your account, and have already configured your password reset options.
-  **Create Illinois.gov Account**
If you do not already have an Account that is trusted by our systems, you can use this feature to create one for you.
-  **Identity Management FAQ**
Before calling for support, check out our Identity Management Frequently Asked Questions page for answers to common problems.

- On the **Account Recovery** page, use the down arrow for the **Domain** field and select **Cornerstone Users**, enter account name (typically firstname.lastname) in the **Username** field, current password in the **Password** field and select **Log On**.

Home ▶ Support

DoIT Identity Management

Account Recovery

Log In

Domain:

Username:

Password:

- On the **New User Enrollment** page, enter a valid email address that can be used for communication regarding the account and **Save**. Select **Cancel** to proceed without entering an email address.

Home ▶ Support

DoIT Identity Management

New User Enrollment

[Logout](#)

Recovery Email

Your email may be used to receive a message containing a password reset code in the event your account is inaccessible.

Email:

- On the **Account Recovery Options** page, add email, phone and security questions to be used to verify identity. It is highly recommended that all options be completed. Select **Done** after completing each section. Account registration is now complete.

Account Recovery Options

[Logout](#)

These account recovery options may be used to reset your password or unlock your account. Click or tap an option to make changes.

Recovery Email

Click or tap to add email

Recovery Cell Phone

Click or tap to add cell phone

Recovery Questions

Click or tap to add security questions

Done

User Action History

[First](#) [Prev](#) [Next](#) [Last](#)

Recovery Email

[Logout](#)

Your email may be used to receive a message containing a password reset code in the event your account is inaccessible.

Email:

Save

Cancel

DoIT Identity Management

Recovery Cell Phone

[Logout](#)

A cell phone may be used to receive a text message containing a password reset code in the event your account is inaccessible. Please note: Charges may apply.

Cell Phone:	<input type="text"/>
Cell Carrier:	<input type="text" value="- Not Supplied -"/>

DoIT Identity Management

Recovery Questions

[Logout](#)

* All three Security Questions and Answers are required.

Answers you have previously provided are not displayed.
If you are changing one question and answer, all three answers must be entered.

Question and Answer Rules

- Each question must be unique.
- Each answer must be unique.
- Answers are not case sensitive.

Question 1:	<input type="text" value="-- Select One --"/>
Answer:	<input type="text"/>
Question 2:	<input type="text" value="-- Select One --"/>
Answer:	<input type="text"/>
Question 3:	<input type="text" value="-- Select One --"/>
Answer:	<input type="text"/>

- Account Recovery options can be updated at any time by returning to the **Account Recovery** page and logging in with correct Domain, Username, and current Password.